

# Child Care Census 2004

## Long day care fact sheet

### Introduction

Long day care centres generally operate for more than eight hours a day and in excess of 48 weeks per year. These services provide care, educational and recreational programs primarily for children ranging from birth to school age, although many centres also cater for school age children outside school hours. At the time of Census 2004, there were 1,142 licensed long day care centres in Queensland, an increase of 11.2% since 2003. The survey response rate for long day care centres was 68.3%, down from the previous year's response rate of 76.7%.

### Interpretation

The comments, tables and charts in this fact sheet are based on the data provided by the 780 long day care centres that responded to Census 2004.

### Fees

The fees per day charged by long day care centres vary according to the age of the children receiving care. The table shows the number of services charging fees by different age groups. It shows that around three-quarters of those services catering for babies under 15 months, and those providing care for infants aged 15 months to 3 years, charge a daily rate of \$40 to \$49.99. A substantial number long day care centres do not provide places for babies under 15 months (namely, 'not applicable'). The modal fee range was \$40 to \$49.99 per day.

### Staff

Long day care centres responding to Census 2004 indicated that 8,759 child care staff <sup>(a)</sup> worked in their centres during census week. Of these staff, 4,338 (49.5%) were child care assistants, 2,966 (33.9%) were group leaders/teachers, 791 (9.0%) were directors, and 481 (5.5%) were assistant directors.

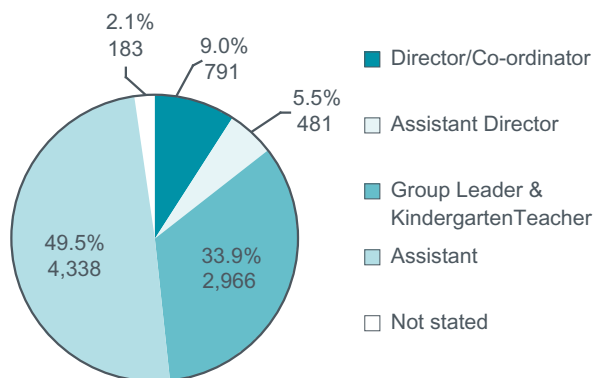
### Daily fees charged by long day care centres

Fees per day	Under 15 months			15 mths to under 3 yrs			3yrs to 6 yrs		
	No.	% of total	% of applicable	No.	% of total	% of applicable	No.	% of total	% of applicable
Less than \$20	5	0.6	0.9	6	0.8	0.8	7	0.9	0.9
\$20 to \$29.99	6	0.8	1.1	7	0.9	0.9	8	1.0	1.1
\$30 to \$39.99	57	7.3	10.7	132	16.9	17.8	224	28.7	29.6
\$40 to \$49.99	404	51.8	75.7	554	71.0	74.9	501	64.2	66.2
\$50 or more	62	7.9	11.6	41	5.3	5.5	17	2.2	2.2
Sub-total*	534		100.0	740		100.0	757		100.0
Not applicable	232	29.7		35	4.5		17	2.2	
Not stated	14	1.8		5	0.6		6	0.8	
Total	780	100.0		780	100.0		780	100.0	

\* Sub-total excludes not applicable and not stated.



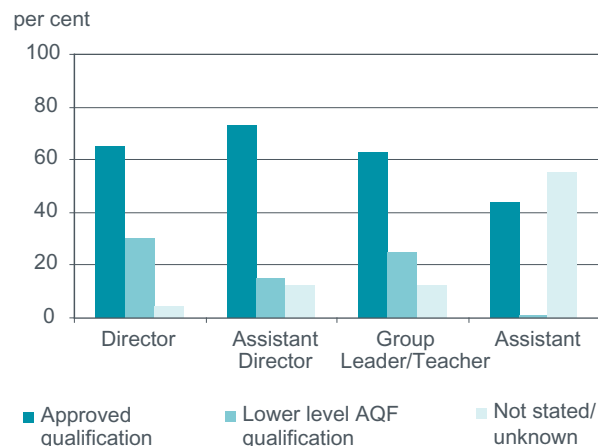
## Staff positions in long day care centres



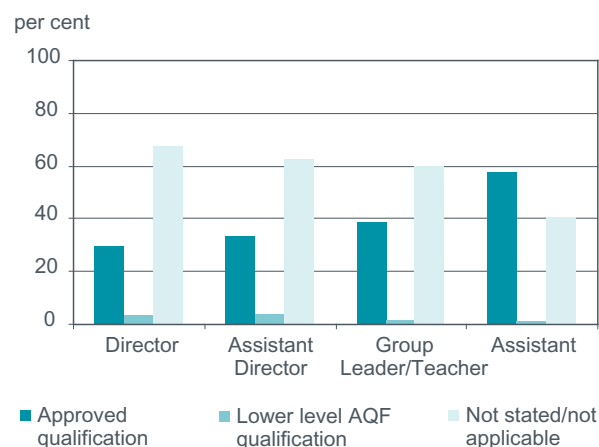
## Staff with approved qualifications

At the time of the census, approved qualifications for staff in licensed child care services were set down in *Child Care Regulation 2003* pertaining to the *Child Care Act 2002*. In licensed long day care centres, 517 (65.4%) of directors held approved qualifications, while 233 (29.5%) were studying towards approved qualifications.<sup>b</sup> The comparable figures for assistant directors were 350 (72.8%) and 161 (33.5%). For group leaders and kindergarten teachers the figures were 1,868 (63.0%) holding approved qualifications and 1,147 (38.7%) studying towards them. Under the new regulations, child care assistants are now required to have approved qualifications or be studying towards them. In 2004, 43.7% of assistants held a Child Care Certificate (1 year) or equivalent or higher qualifications. It was reported that 57.8% of assistants were studying towards approved qualifications.

## Staff holding approved qualifications



## Staff studying for approved qualifications



### Notes:

- Excludes 183 staff for which position and qualification were unknown.
- The Australian Qualifications Framework (AQF) defines all qualifications recognised nationally in education and training in Australia. Different qualification levels are required for persons holding different positions in long day care centres. The minimum approved qualification for a director of a centre licensed for more than 30 is AQF level 6 or equivalent, for group leaders it is AQF level 5 or equivalent, and for assistants it is AQF level 3 or equivalent.

### Footnotes:

- (a) Excludes Special Needs Support Strategy (SNSS) workers, administrative staff and ancillary workers.
- (b) In Census 2004, services were asked which qualifications, if any, were held by each staff member. The number of staff with approved qualifications was derived from this data. This differed from Census 2002 and 2003, when services were asked whether or not each staff member held the qualifications required for the position they held.